



MARMOTA



Gawler Gold

Gawler Craton

Resources Rising Stars

February 2026

Unearthing South Australia's Hidden Treasures

ASX: MEU

Corporate Snapshot



Capital Structure

Shares on Issue	1,180 m
Options	0
Unlisted Options	7 m
Market Cap (at \$0.15 / share)	~ \$ 177 m
Cash (at 31 Dec 2025)	\$ 3 m
Debt	\$0

Top Shareholders

Top 20	~ 40%
Top 50	~ 51%
Top 100	~ 63%

Share Price (last 12 months)



Board & Management



Dr Colin Rose
Executive
Chairman



Neville Bergin
Non-Executive
Director



Aaron Brown
Executive Director

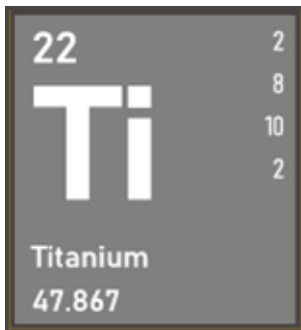
- > Exploration success
- > Resource growth
- > Shareholder wealth

Three Outstanding Projects



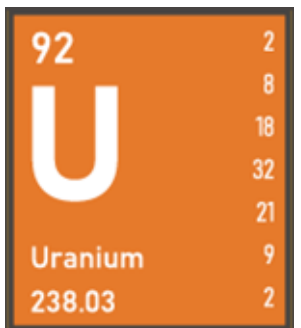
GOLD **Gawler Gold**

An arc of gold deposits featuring **bonanza gold grades**, all close to surface.



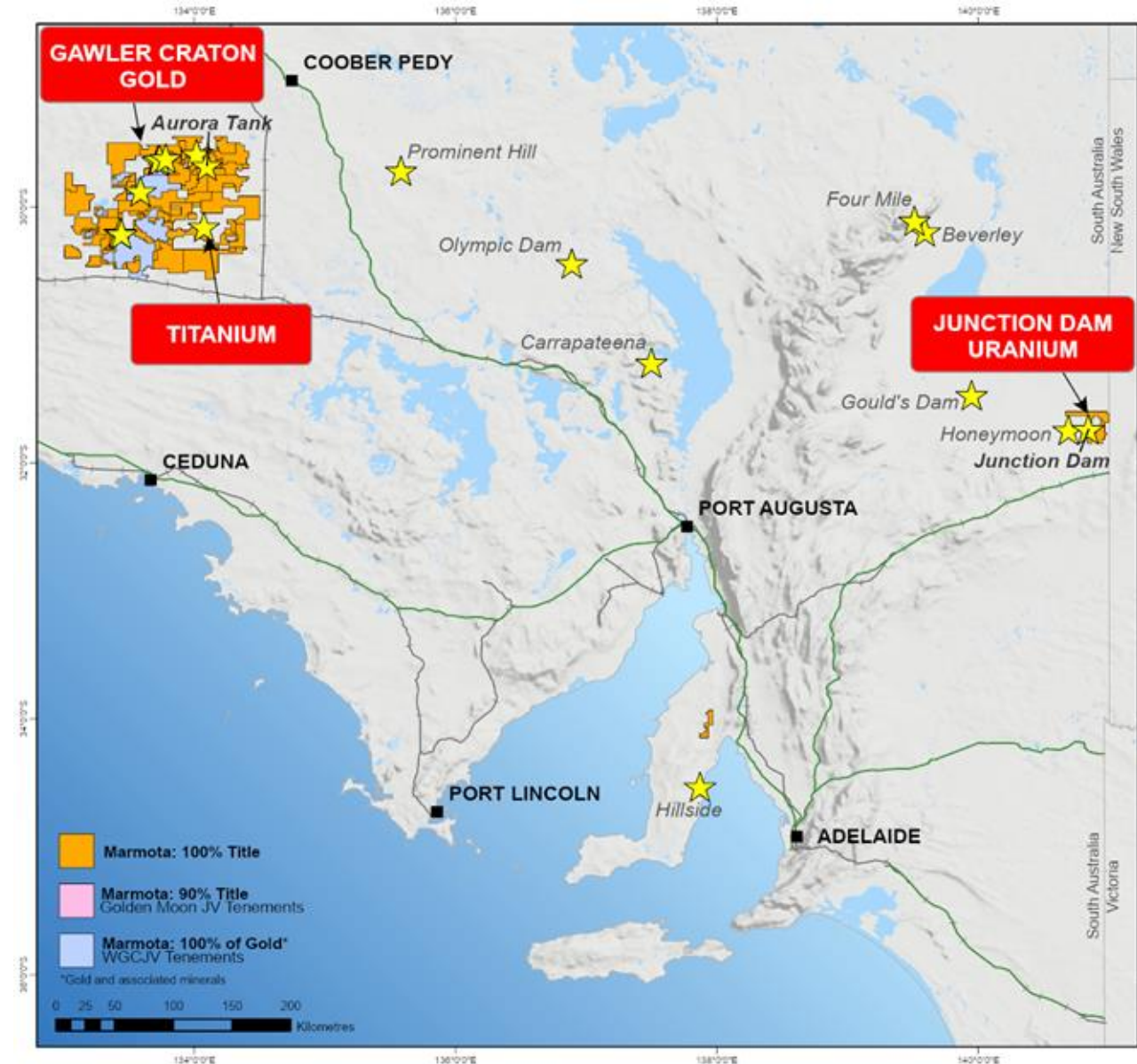
TITANIUM **Muckanippie**

Exceptional thick rich titanium mineralisation, making Marmota a multi-commodity play.



URANIUM **Junction Dam**

Existing JORC resource right next door to Boss Honeymoon mine. MEU Junction Dam is one of the most exciting uranium projects in Australia.





MARMOTA



Gawler Gold

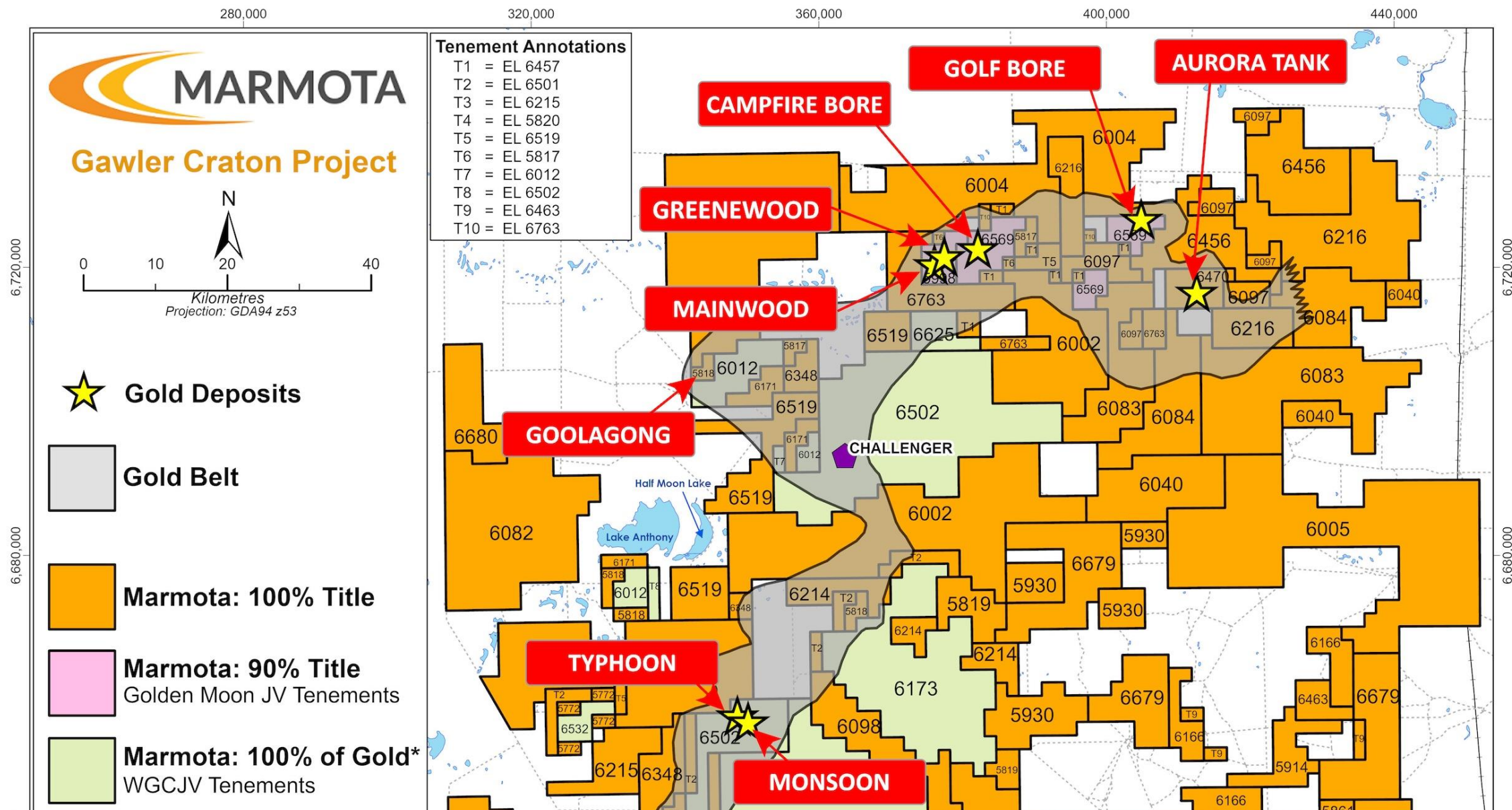
- Aurora Tank
- Greenwood / Mainwood
- Campfire Bore
- Golf Bore
- Typhoon / Monsoon

Bonanza grades

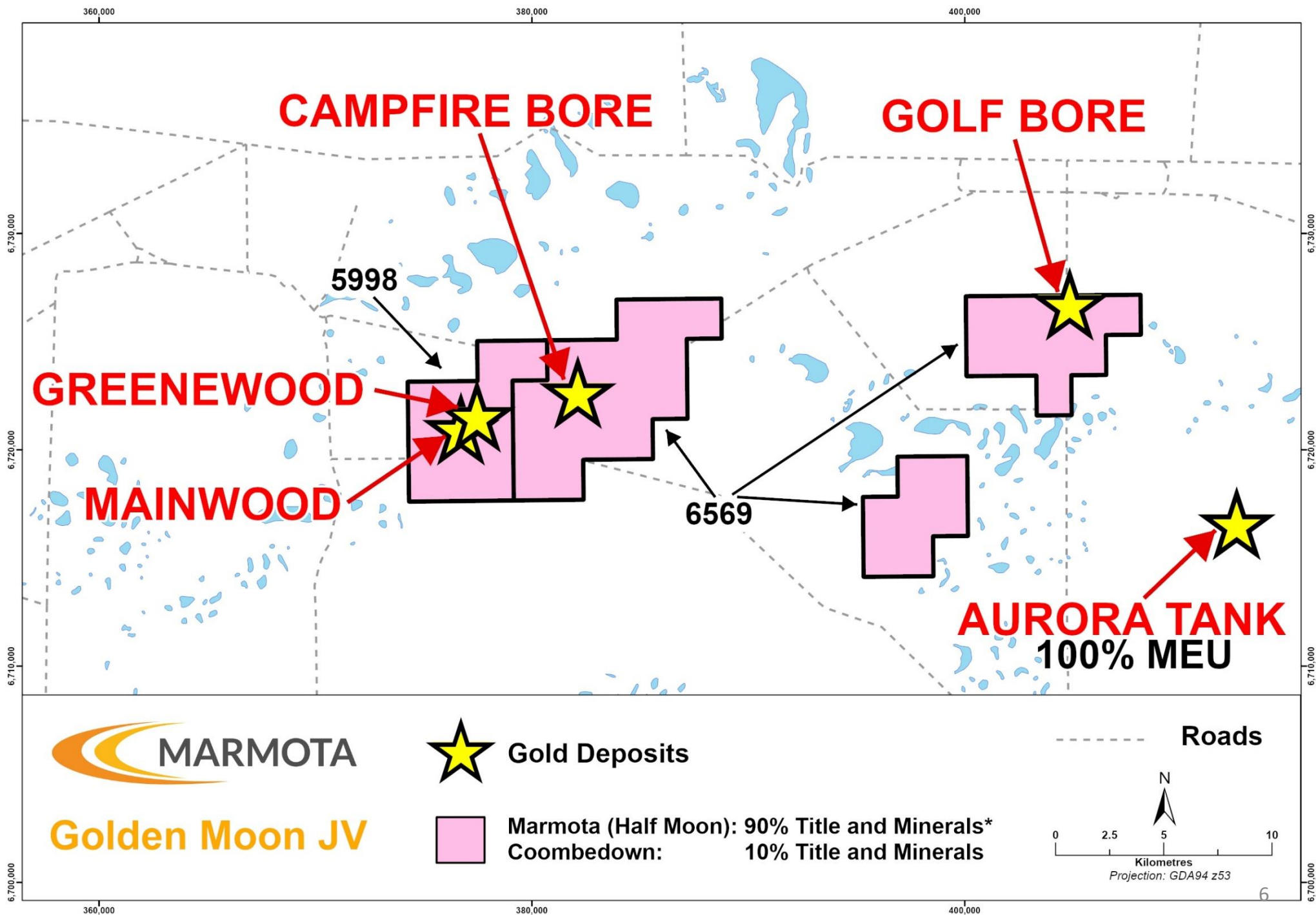
Bonanza grades (MEU maiden program)

Bonanza grades (MEU maiden program)

An Arc of Gold Deposits featuring bonanza grades



Zoom
View



- **SCALE and SCOPE:** Arc of adjacent gold deposits
- **MEU maiden program at Greenwood** [ASX:MEU 11 Dec 2025]
 - some of the best gold results in the Gawler Craton since the discovery of Challenger in 1995
 - bonanza gold grades, thick intervals, close to surface
- **Low-cost low-capex heap leach pathway**
- **Gawler Gold: Project Manager appointed** [ASX:MEU 17 Sept 2025]
- **Scoping Study:** already commenced & making excellent progress
- **Mine plan: commenced** [ASX:MEU 28 Oct 2025, 18 Nov 2025]



MARMOTA

Gawler Gold **Greenewood**

- MEU maiden drilling program
- Assays prove Greenewood is a spectacular gold discovery with bonanza grades over almost 1km

[see ASX:MEU 11 Dec 2025]

Greenwood Maiden Program Highlights

Best thick intersections: maiden program

- **33m @ 10 g/t gold** (from 22m downhole)
- **22m @ 5.1 g/t gold** (from 49m downhole)
- **11m @ 4.5 g/t gold** (from 21m downhole)
- **18m @ 3.2 g/t gold** (from 21m downhole)
- **14m @ 3.8 g/t gold** (from 58m downhole)
- **24m @ 2.8 g/t gold** (from 21m downhole)
- **14m @ 2.6 g/t gold** (from 22m downhole)
- **14m @ 2.4 g/t gold** (from 22m downhole)
- **10m @ 2.2 g/t gold** (from 59m downhole)
- **21m @ 2.4 g/t gold** (from 39m downhole)
- **25m @ 2.2 g/t gold** (from 26m downhole)

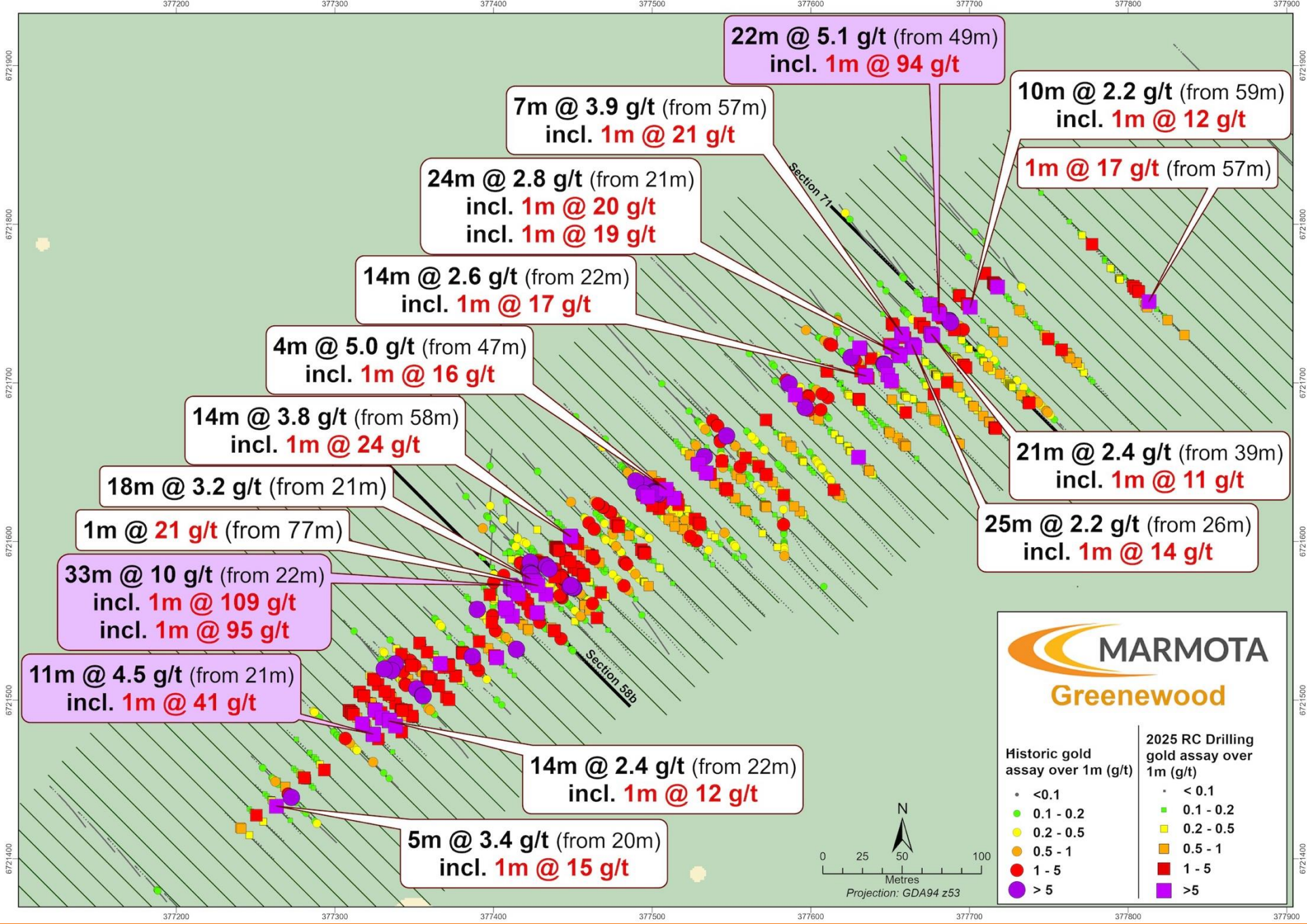
Highest 1m assays: maiden program 1m splits

- **95 g/t gold** (from 22m downhole)
- **109 g/t gold** (from 26m downhole)
- **94 g/t gold** (from 66m downhole)
- **41 g/t gold** (from 22m downhole)
- **24 g/t gold** (from 62m downhole)
- **21 g/t gold** (from 57m downhole)
- **21 g/t gold** (from 77m downhole)
- **20 g/t gold** (from 27m downhole)
- **16 g/t gold** (from 29m downhole)
- **20 g/t gold** (from 39m downhole)
- **19 g/t gold** (from 41m downhole)
- **17 g/t gold** (from 31m downhole)
- **17 g/t gold** (from 57m downhole)
- **16 g/t gold** (from 47m downhole)
- **15 g/t gold** (from 20m downhole)
- **15 g/t gold** (from 44m downhole)

see ASX:MEU 11 Dec 2025

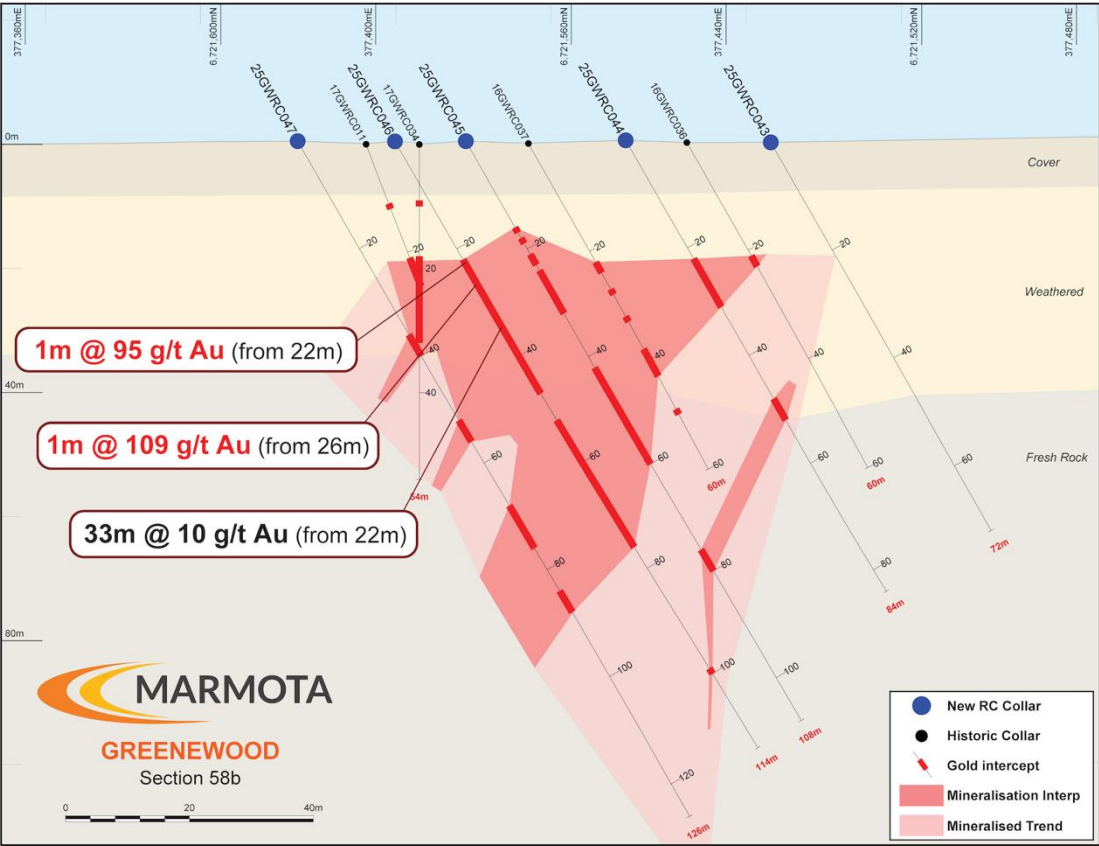
Greenwood
Plan Overview

Projection to surface

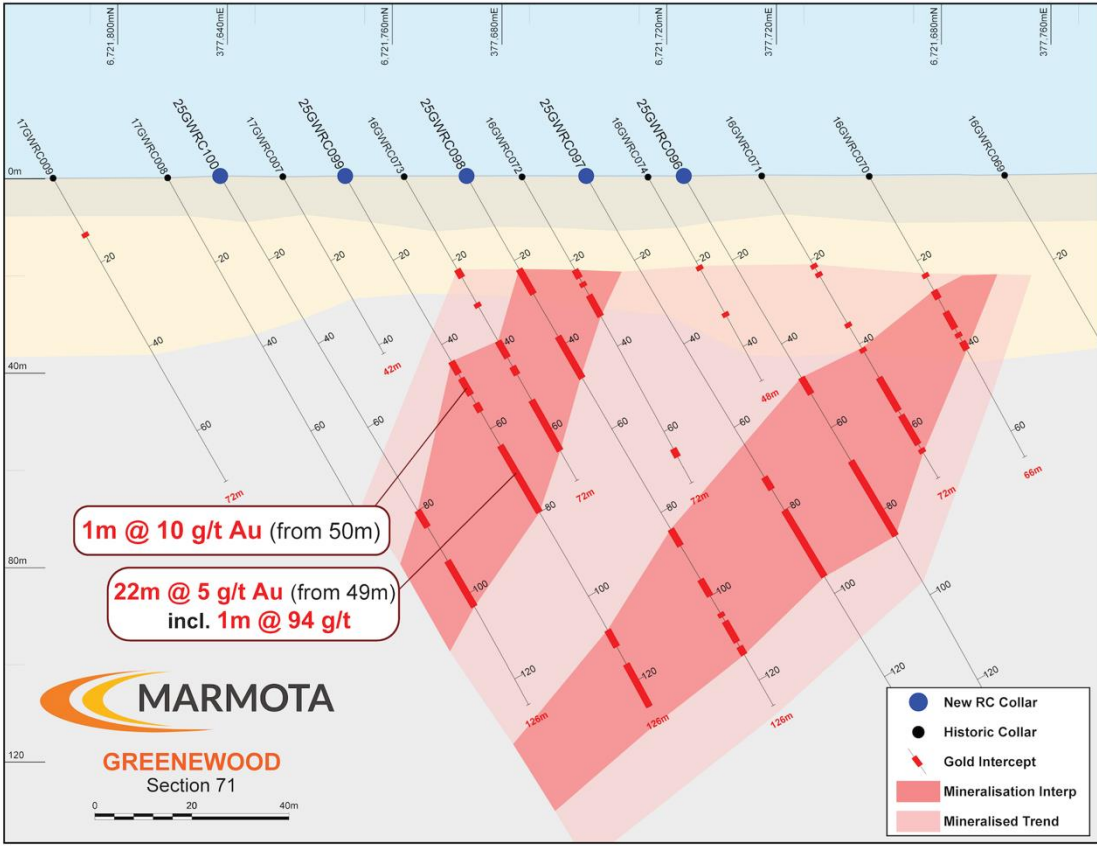


Greenewood Sectional Views

see ASX:MEU 11 Dec 2025



Cross-section 58b



Cross-section 71

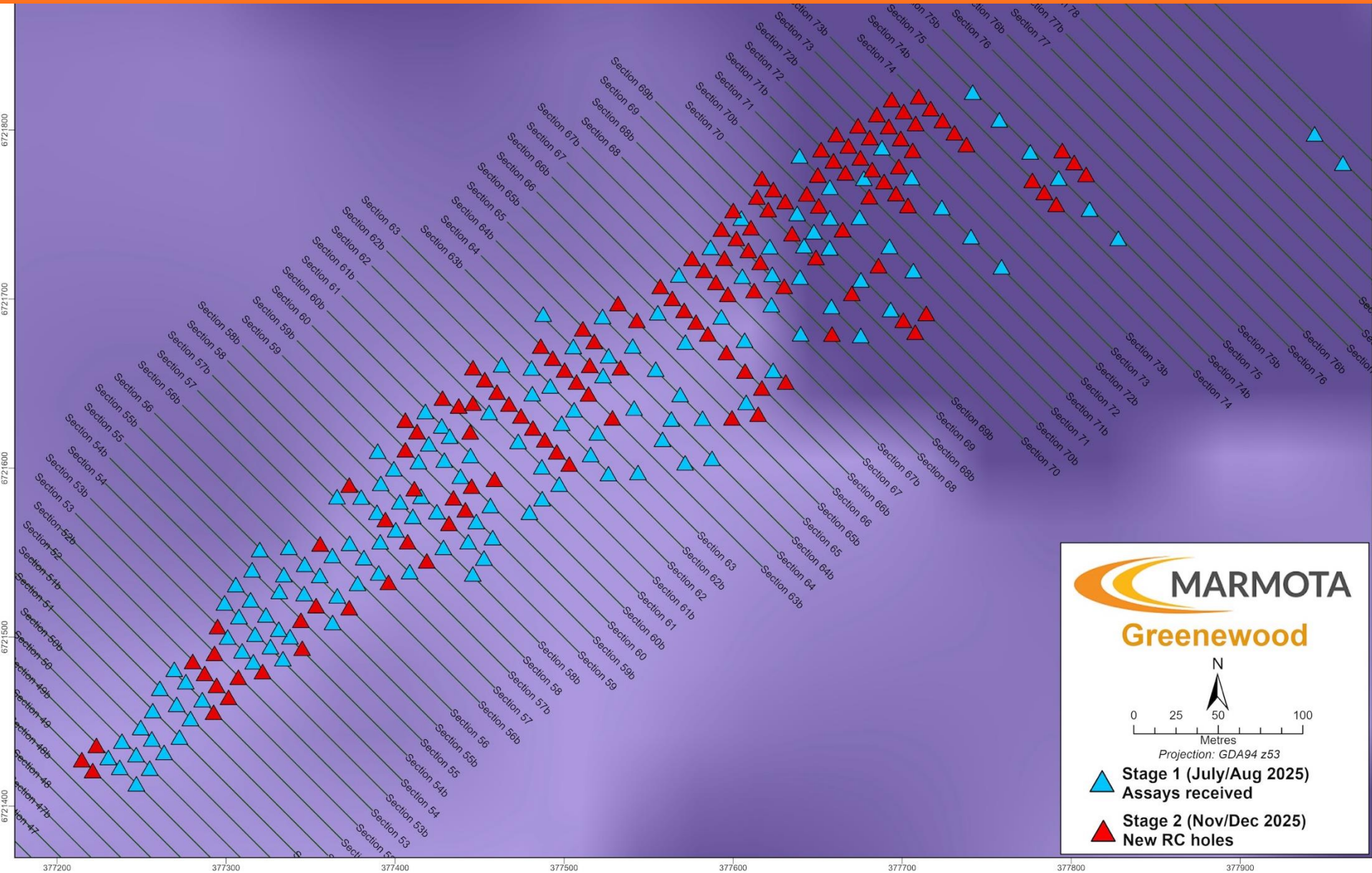
Mineralisation at Greenwood features bonanza grade intersections, close to surface and at both ends of the deposit (cross-section 58b and 71). The results show the continuity of the high grades across the deposit.

ASX:MEU 17 Dec 2025

Maiden Program
Stage 2

129 RC holes (red)
10,117m

Results this month



To give some idea how quickly Greenewood is progressing:

At Aurora Tank:	Time taken for the first 25,000m of MEU drilling was:	3 years
At Greenewood:	Time taken for the first 25,000m of MEU drilling is:	6 months

Things are faster for a multitude of reasons, including the growth in Marmota itself; the advantages of scale; significantly improved availability to capital from MEU's exploration success; the increasing ease of operations with Marmota's established camp and growing infrastructure in the area, and because we are absolutely prioritising speed and resource growth.

Stage 2 Greenewood maiden drilling program: completed in Dec
Assays in February



MARMOTA

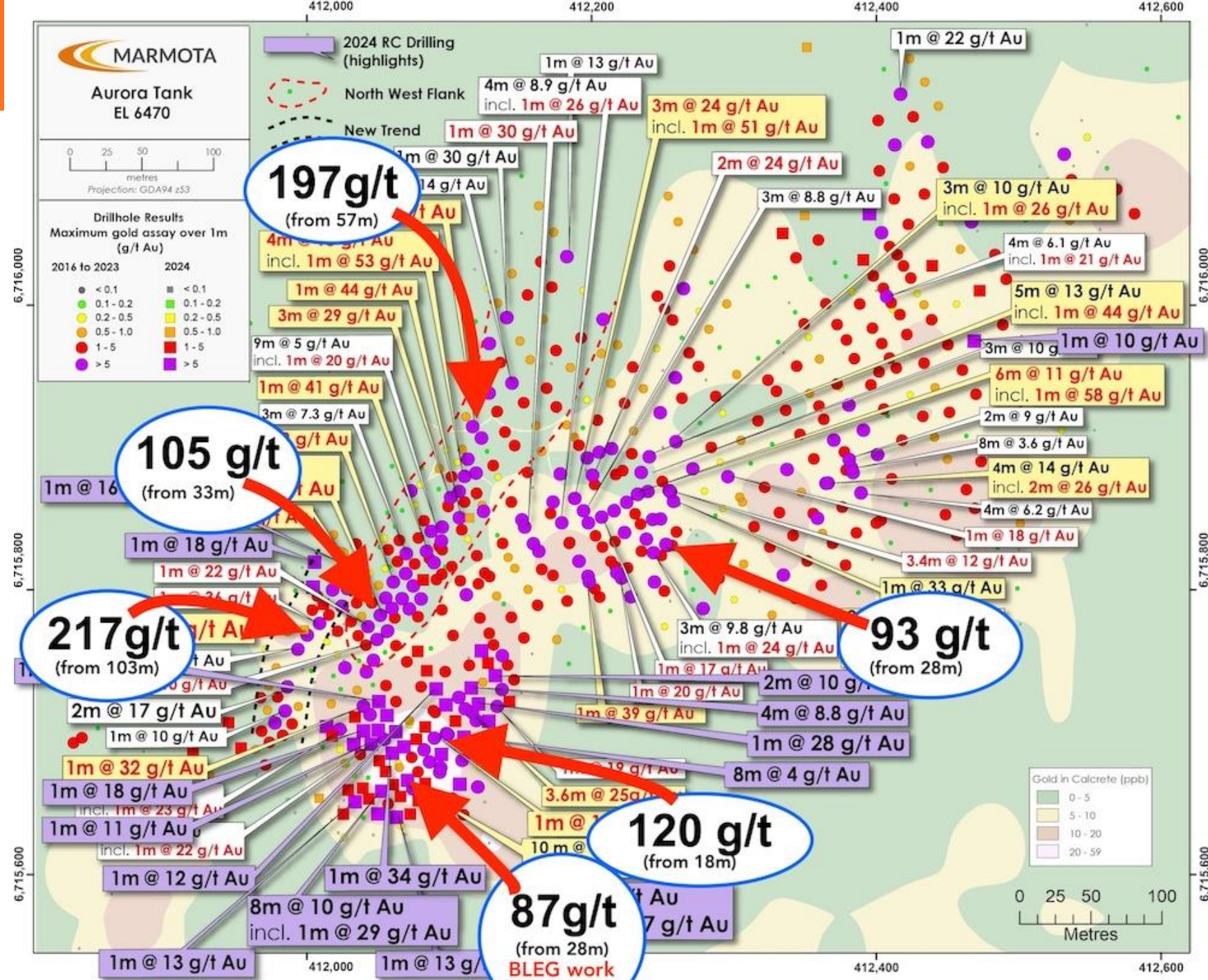
Gawler Gold **Aurora Tank**

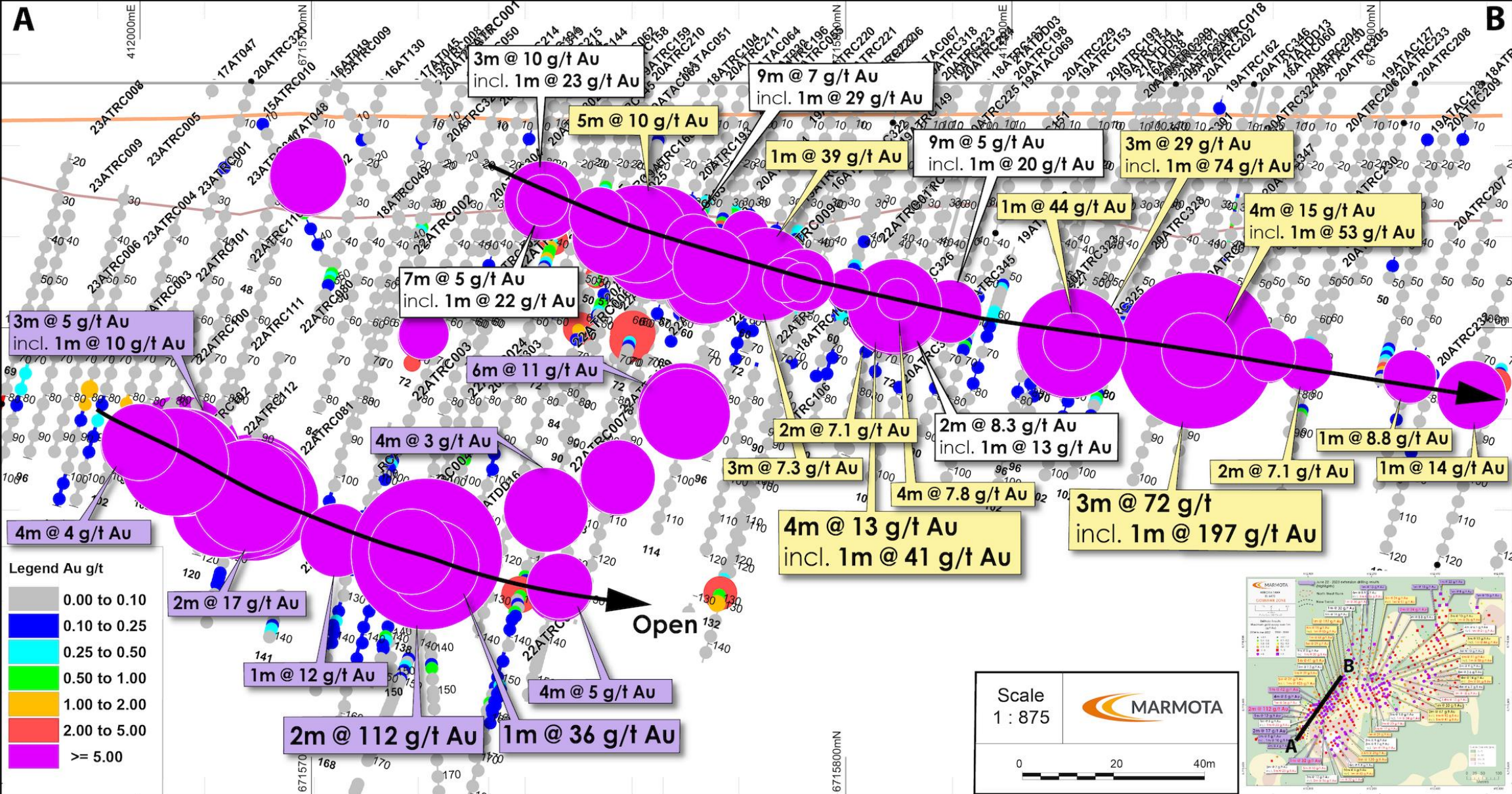
- outstanding intersections
- bonanza grades in multiple zones
- predominantly close to surface
- excellent metallurgy

[ASX:MEU 28 April 2025]

Plan view

Source: ASX:MEU 20 Jan 2025





**Schematic Long-section
through NW flank**

Aurora Tank Summary Highlights

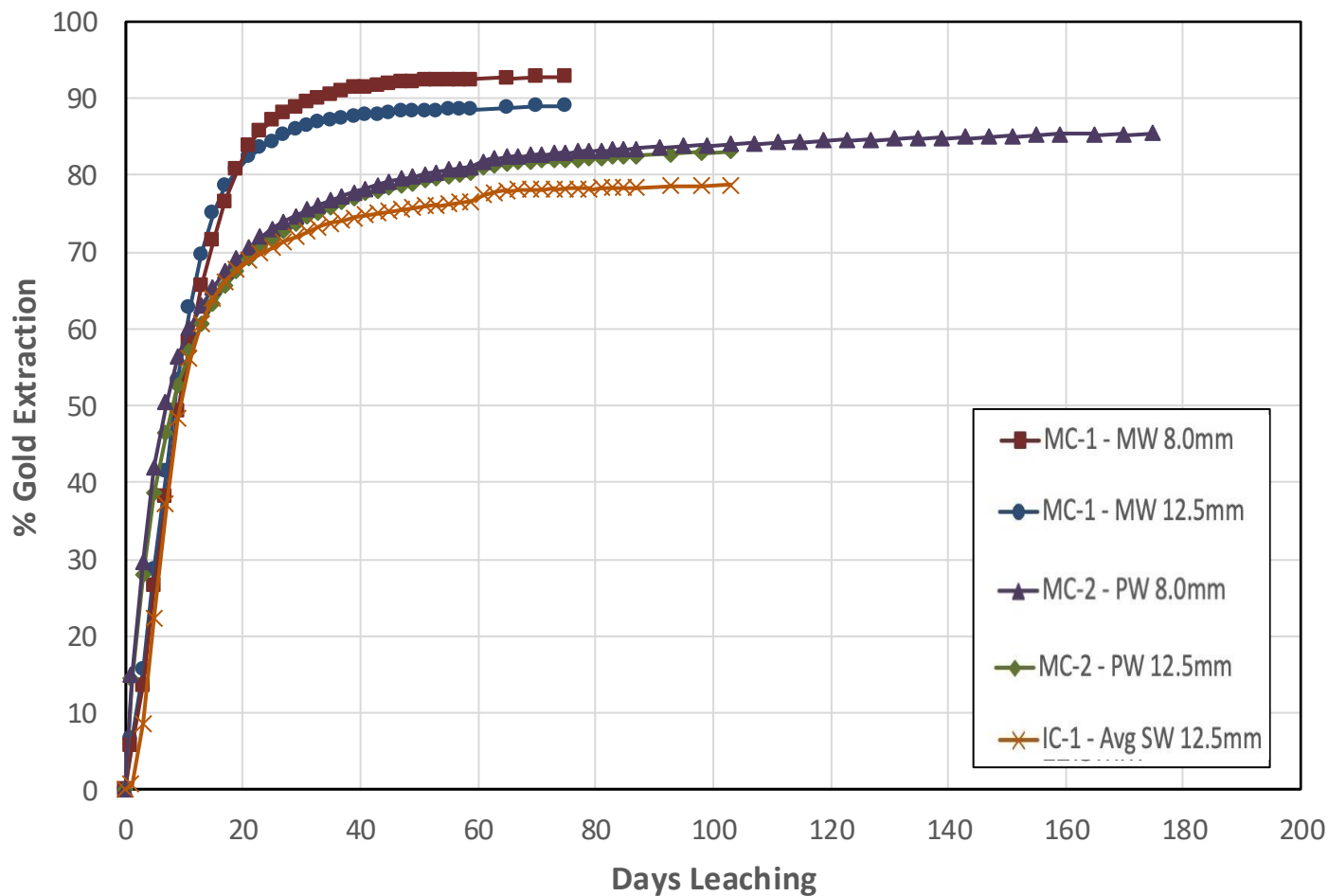
see ASX:MEU 20 Jan 2025

■ 2m at 112 g/t	gold from 117m	— Hole 22AT024	(incl 1m @ 217 g/t	gold from 118m)
■ 3m at 72 g/t	gold from 66m	— Hole 20AT324	(incl 1m @ 197 g/t	gold from 66m)
■ 2m at 67 g/t	gold from 32m	— Hole 17AT021	(incl 1m @ 93 g/t	gold from 32m)
■ 3m at 41 g/t	gold from 21m	— Hole 19AT049	(incl 1m @ 120 g/t	gold from 21m)
■ 5m at 27 g/t	gold from 38m	— Hole 18AT104	(incl 1m @ 105 g/t	gold from 38m)
■ 3m at 29 g/t	gold from 63m	— Hole 20AT200	(incl 1m @ 74 g/t	gold from 64m)
■ 3m at 25 g/t	gold from 29m	— Hole 21ATDD1	(incl 1m @ 36 g/t	gold from 31m)
■ 3m at 24 g/t	gold from 34m	— Hole 18AT065	(incl 1m @ 51 g/t	gold from 35m)
■ 7m at 14 g/t	gold from 31m	— Hole 24AT075	(incl 1m @ 50 g/t	gold from 32m)
■ 8m at 10 g/t	gold from 16m	— Hole 24AT014	(incl 1m @ 29 g/t	gold from 22m)
■ 4m at 15 g/t	gold from 67m	— Hole 19AT162	(incl 1m @ 53 g/t	gold from 69m)
■ 4m at 13 g/t	gold from 54m	— Hole 20AT224	(incl 1m @ 42 g/t	gold from 55m)
■ 6m at 11 g/t	gold from 40m	— Hole 18AT074	(incl 1m @ 58 g/t	gold from 44m)
■ 6m at 11 g/t	gold from 76m	— Hole 22AT025	(incl 1m @ 42 g/t	gold from 77m)
■ 5m at 13 g/t	gold from 41m	— Hole 17AT022	(incl 1m @ 44 g/t	gold from 45m)
■ 4m at 14 g/t	gold from 32m	— Hole 17AT011	(incl 1m @ 42 g/t	gold from 33m)
■ 4m at 10 g/t	gold from 25m	— Hole 16AT043	(incl 1m @ 39 g/t	gold from 27m)
■ 9m at 7.5g/t	gold from 41m	— Hole 20AT201	(incl 1m @ 29 g/t	gold from 49m)
■ 2m at 24 g/t	gold from 42m	— Hole 22AT034	(incl 1m @ 28 g/t	gold from 43m)
■ 2m at 20 g/t	gold from 46m	— Hole 19AT065	(incl 1m @ 39 g/t	gold from 47m)
■ 2m at 21 g/t	gold from 120m	— Hole 20AT303	(incl 1m @ 36 g/t	gold from 120m)
■ 2m at 17 g/t	gold from 100m	— Hole 22AT080	(incl 1m @ 22 g/t	gold from 101m)
■ 3m at 10 g/t	gold from 28m	— Hole 18AT070	(incl 1m @ 24 g/t	gold from 29m)
■ 3m at 12 g/t	gold from 29m	— Hole 17AT045	(incl 1m @ 20 g/t	gold from 30m)
■ 3m at 11 g/t	gold from 22m	— Hole 16AT019	(incl 1m @ 23 g/t	gold from 22m)
■ 3m at 10 g/t	gold from 58m	— Hole 18AT120	(incl 1m @ 26 g/t	gold from 59m)
■ 3m at 10 g/t	gold from 22m	— Hole 17AT035	(incl 1m @ 19 g/t	gold from 23m)
■ 3m at 10 g/t	gold from 28m	— Hole 20AT144	(incl 1m @ 23 g/t	gold from 28m)
■ 10m at 6 g/t	gold from 17m	— Hole 17AT042	(incl 1m @ 42 g/t	gold from 18m)
■ 9m at 5 g/t	gold from 52m	— Hole 20AT198	(incl 1m @ 20 g/t	gold from 52m)
■ 4m at 9 g/t	gold from 28m	— Hole 17AT026	(incl 1m @ 26 g/t	gold from 31m)

Aurora Tank Metallurgy: Outstanding Recoveries

In April 2025, metallurgical testing yielded outstanding recoveries simulating a low-cost low-capex heap leach gold operation.

see ASX:MEU 28 April 2025



Column Leach test results ... for 5 different combinations of different composites with different weathering characteristics and/or crush sizes

Water source at Aurora Tank



- **potable water treatment system**



○ **Paul Richardson appointed Gawler Gold – Project Manager**

[ASX:MEU 17 Sept 2025]

○ **Previous roles include:**

- General Manager for Mount Gibson Gold,
- General Manager for Pacmin Mining (Carosue Dam gold mine) and
- Manager (Operations) for St Barbara Mines.

○ **Specialises in taking projects into production, including managing scoping and feasibility studies**

○ **Key role: to take Gawler Gold to production**

○ **Scoping Study and Mine plan: commenced** [ASX:MEU 28 Oct 2025, 18 Nov 2025]

The logo graphic for Marmota, featuring three overlapping, curved, swoosh-like shapes in shades of orange and yellow, positioned to the left of the word 'MARMOTA'.

MARMOTA

Titanium

“ The high HM (Heavy Mineral) grade and broad intercept widths place the Marmota Muckanippie titanium mineral sands project amongst the most significant new discoveries globally. ”

Richard Stockwell, specialist detrital minerals geologist
[see ASX:MEU 2 Sept 2025]

Exceptional Titanium discovery

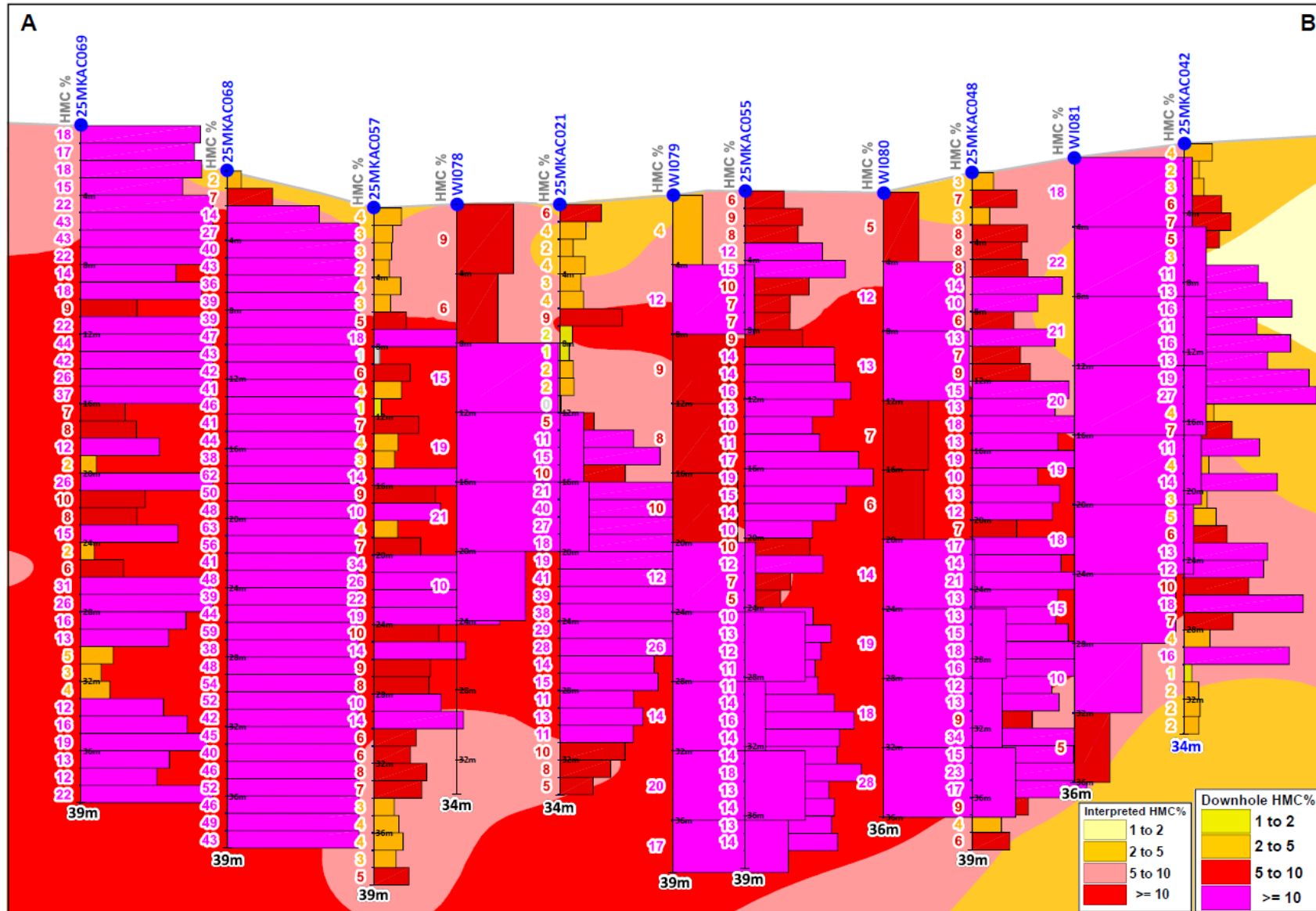
- Spectacular bonanza Heavy Mineral (HM)
- Intersections starting close to surface
- Over thick wide intervals

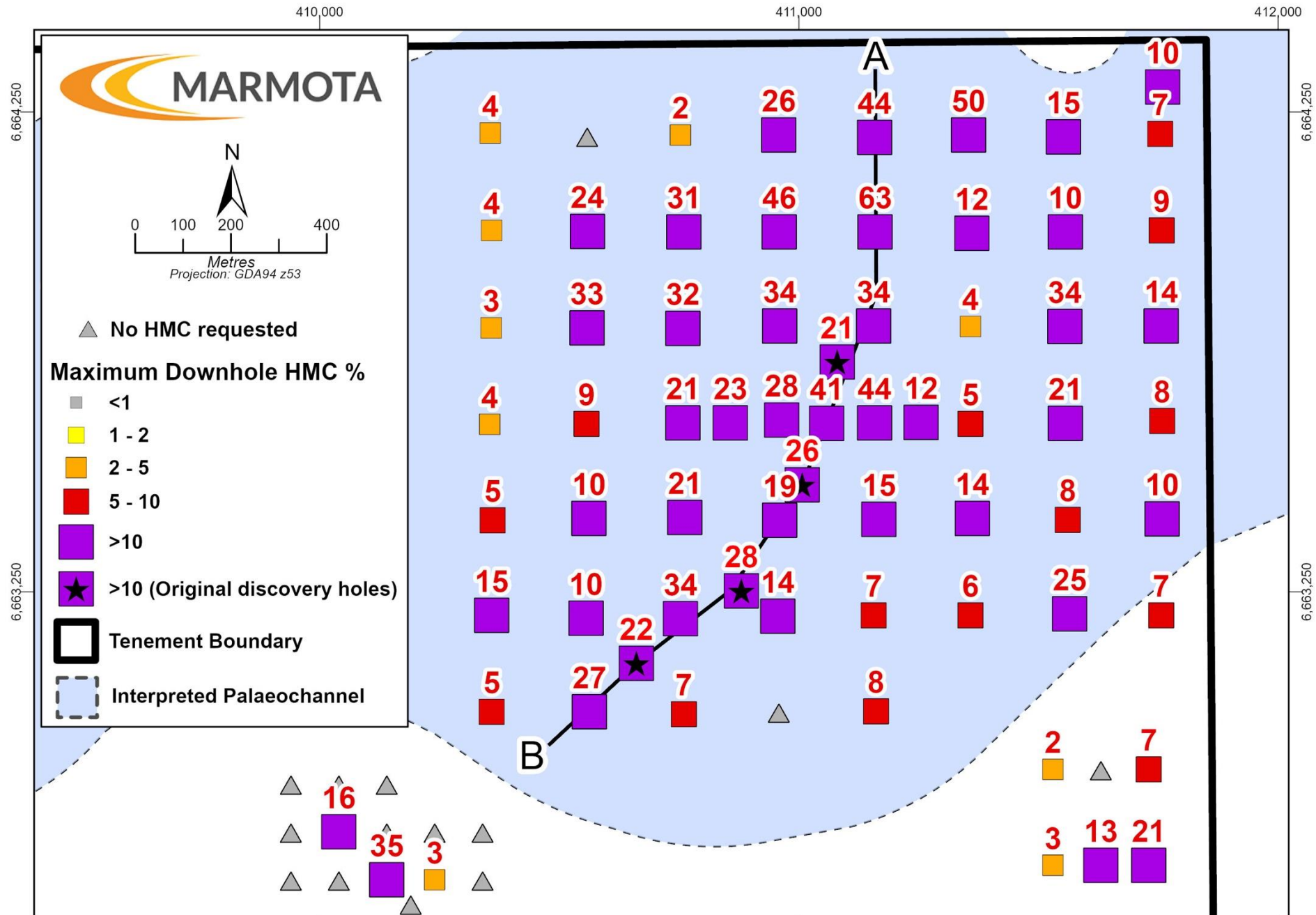
Highlights include:

Hole 25MKAC068	37m @ 45 % HM	from 2m	including	5m @ 56 % HM
Hole 25MKAC018	34m @ 19 % HM	from 4m	including	1m @ 50 % HM
Hole 25MKAC069	30m @ 20 % HM	from 0m	including	2m @ 43 % HM
Hole 25MKAC021	19m @ 22 % HM	from 13m	including	3m @ 40 % HM
Hole 25MKAC020	20m @ 22 % HM	from 19m	including	4m @ 38 % HM
Hole 25MKAC048	30m @ 22 % HM	from 6m	including	1m @ 34 % HM

See ASX:MEU [29 May 2025](#) for full detail

During the year, Marmota discovered **spectacular world-class Heavy Mineral concentrations** at **MEU's Muckanippie titanium discovery** [ASX:MEU 29 May 2025]





DETAIL VIEW: Ultra-high grade area on MEU Titanium Discovery on EL 6166 (Muckanippie) with interpreted palaeochannel

Source: ASX:MEU 29 May 2025

Australian Mineral Sand Project and Heavy Mineral HM%

Company	Project	HM %
Tronox ¹	Western Australia: COOLJARLOO - Dredge Mine	1.6
	Western Australia: DONGARA - Planned Dry Mine	3.9
	New South Wales: ATLAS-CAMPASPE - Dry Mine	3.0
	New South Wales: KARA/CYLINDER	4.1
Iluka Resources Ltd ²	Eucla <u>Basin</u> : ATACAMA + JACINTH AMBROSIA	4.9
	Murray Basin: <u>EUSTON</u> , WIMMERA & BALRANALD	6.5
	Perth Basin: TUTUNUP, CATABY	5.5
Strandline Resources Ltd ³	Coburn WA	1.2
Image Resources Ltd ⁴	Various Dry Mining Deposits	1.5
	Various Dredge Mining Deposits	2.1
Diatreme Resources Ltd ⁵	Cyclone, WA	2.3

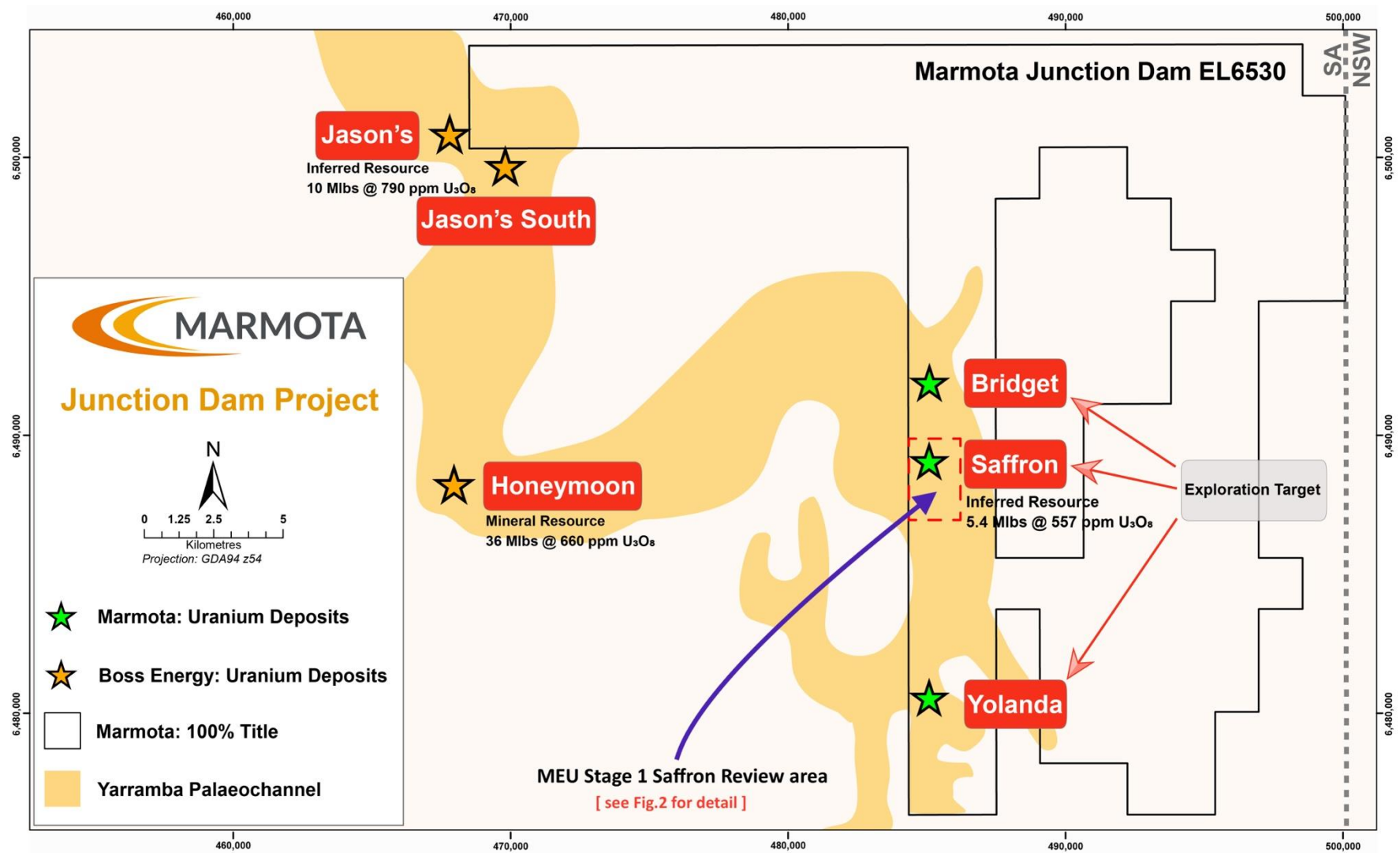
For source references, see ASX:MEU 14 Jan 2025

The logo graphic for Marmota, consisting of three overlapping, curved, swoosh-like shapes in shades of yellow and orange, positioned to the left of the word 'MARMOTA'.

MARMOTA

Uranium

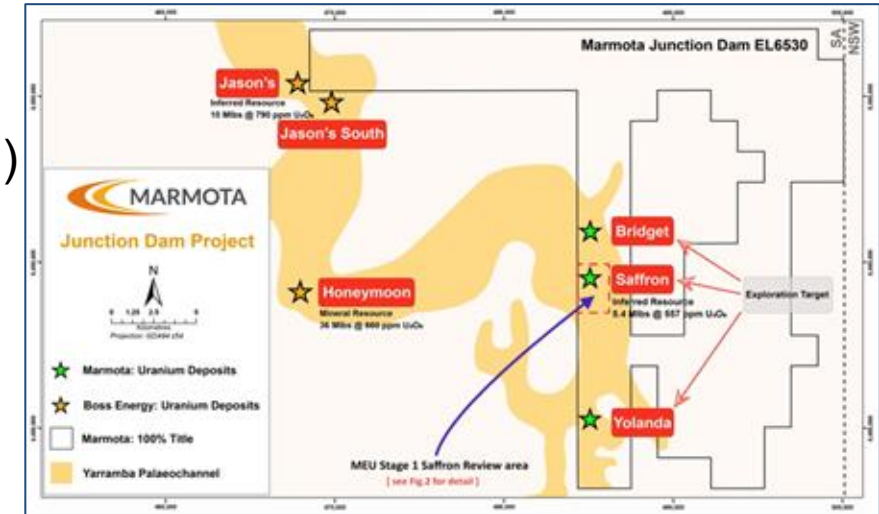
Junction Dam Uranium Project (100%)



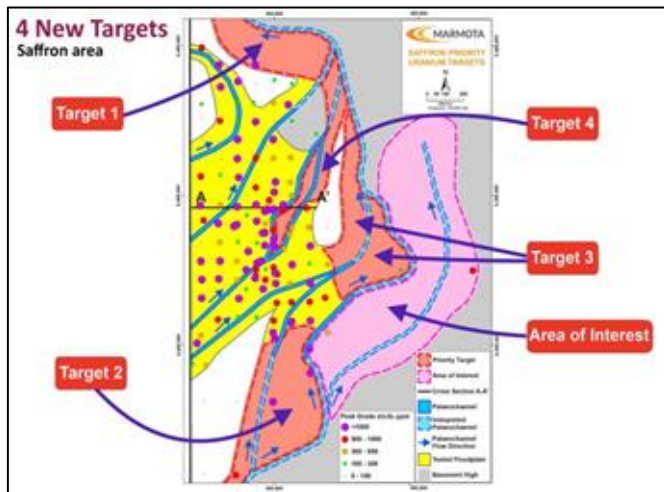
The Junction Dam uranium tenement (100% MEU) bookends both sides of the palaeochannel of the Boss Energy Ltd (ASX:BOE) Honeymoon uranium plant

Saffron (100%)

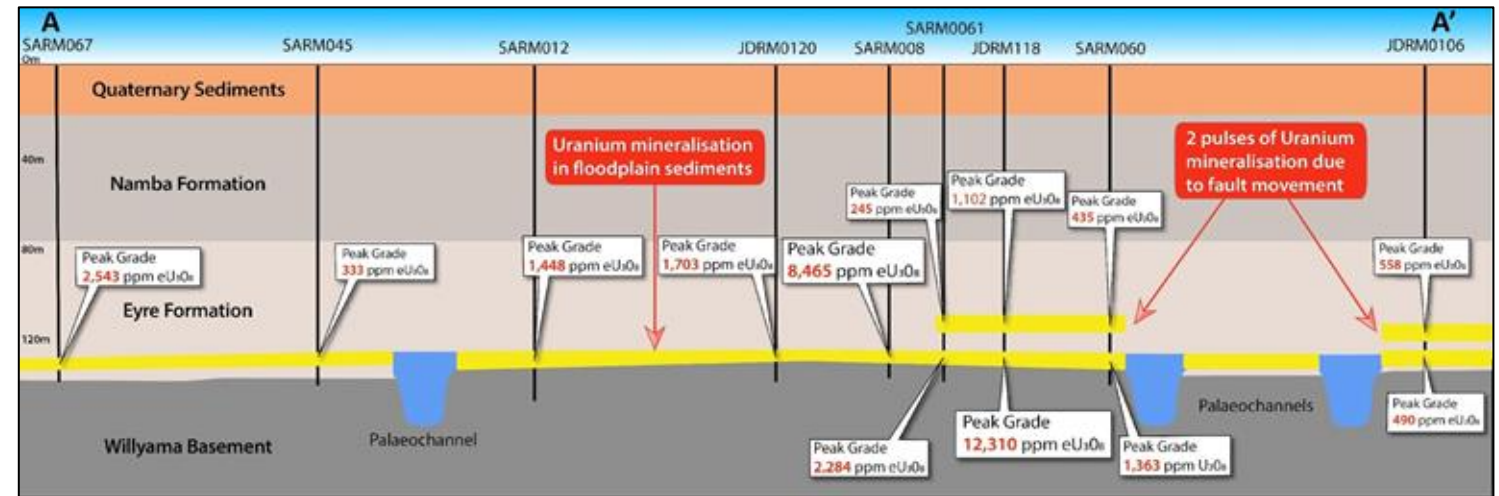
- **Resource:** 5.4Mlbs @ 557 ppm U₃O₈* (inferred)
- **Exploration:** stopped due to market downturn (Fukushima)
- **Prospectivity:** high + new untested zones
- **Targets:** multiple Tier 1 targets + large untested area
- **Drilling:** 164 holes planned



The Junction Dam uranium tenement (100% MEU) bookends both sides of the palaeochannel of the Boss Energy Ltd (ASX:BOE market cap ~ \$1.1 billion) Honeymoon uranium plant



New drill targets at Saffron

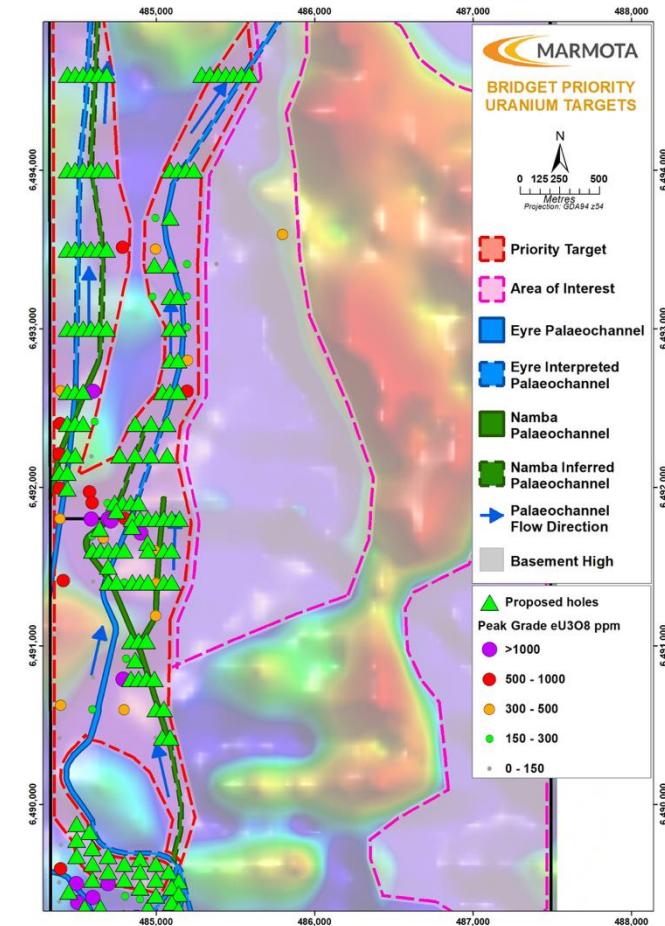
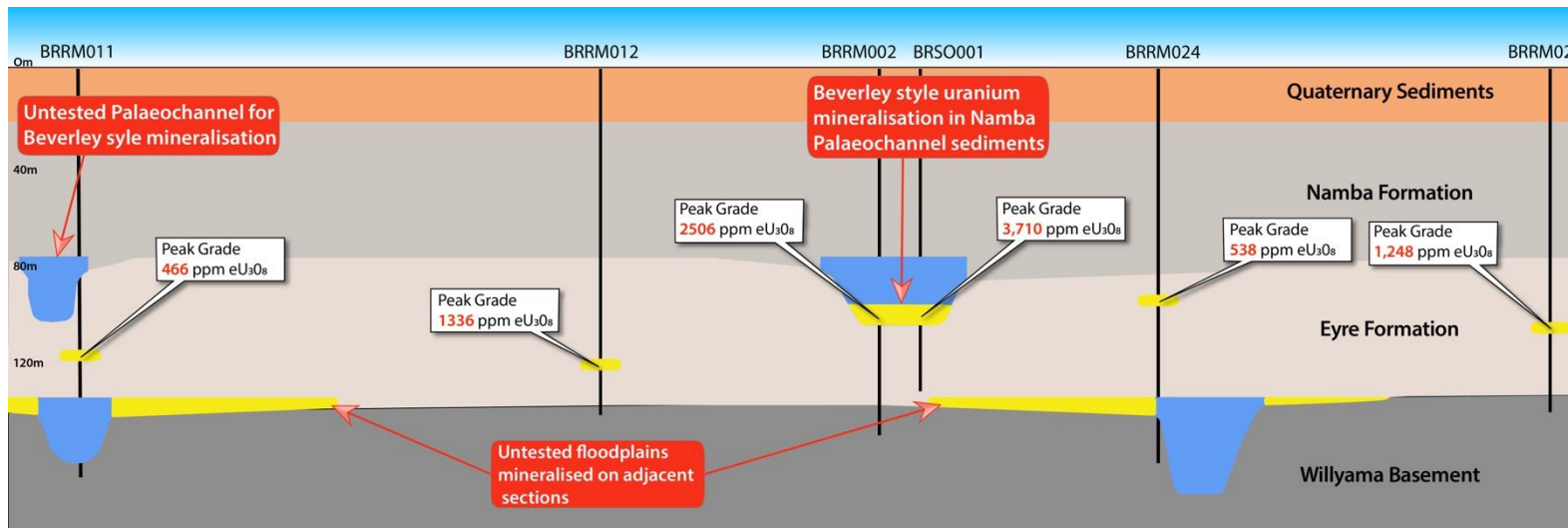


Schematic cross-section with a width of 600 metres across the Saffron Uranium Deposit

* ASX:MEU 18 Nov 2011, 20 Feb 2012, 17 July 2013

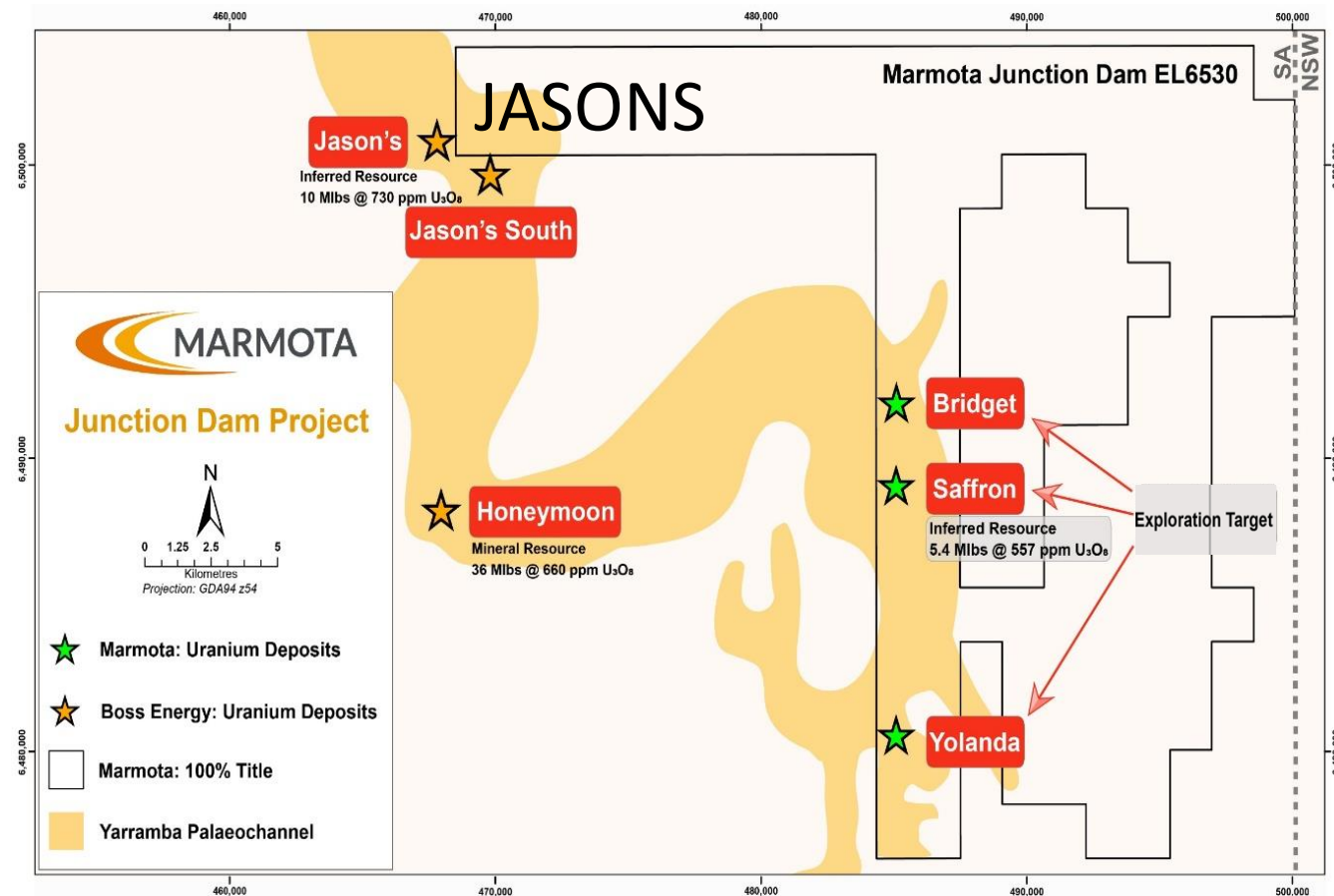
Bridget (100%)

- **Drilling:** 114 holes planned
- **Mineralisation:** Beverley-style
- **Prospectivity:** High with potential to host large uranium resource
- **Palaeochannels:** Eyre & Namba Formations (2 distinct uranium systems, from 2 different geological ages, both coincident at Bridget)
- **Roll-front target:** material 20m high stacked uranium roll-front similar to Four-Mile Uranium Deposit (Beverley Mine)

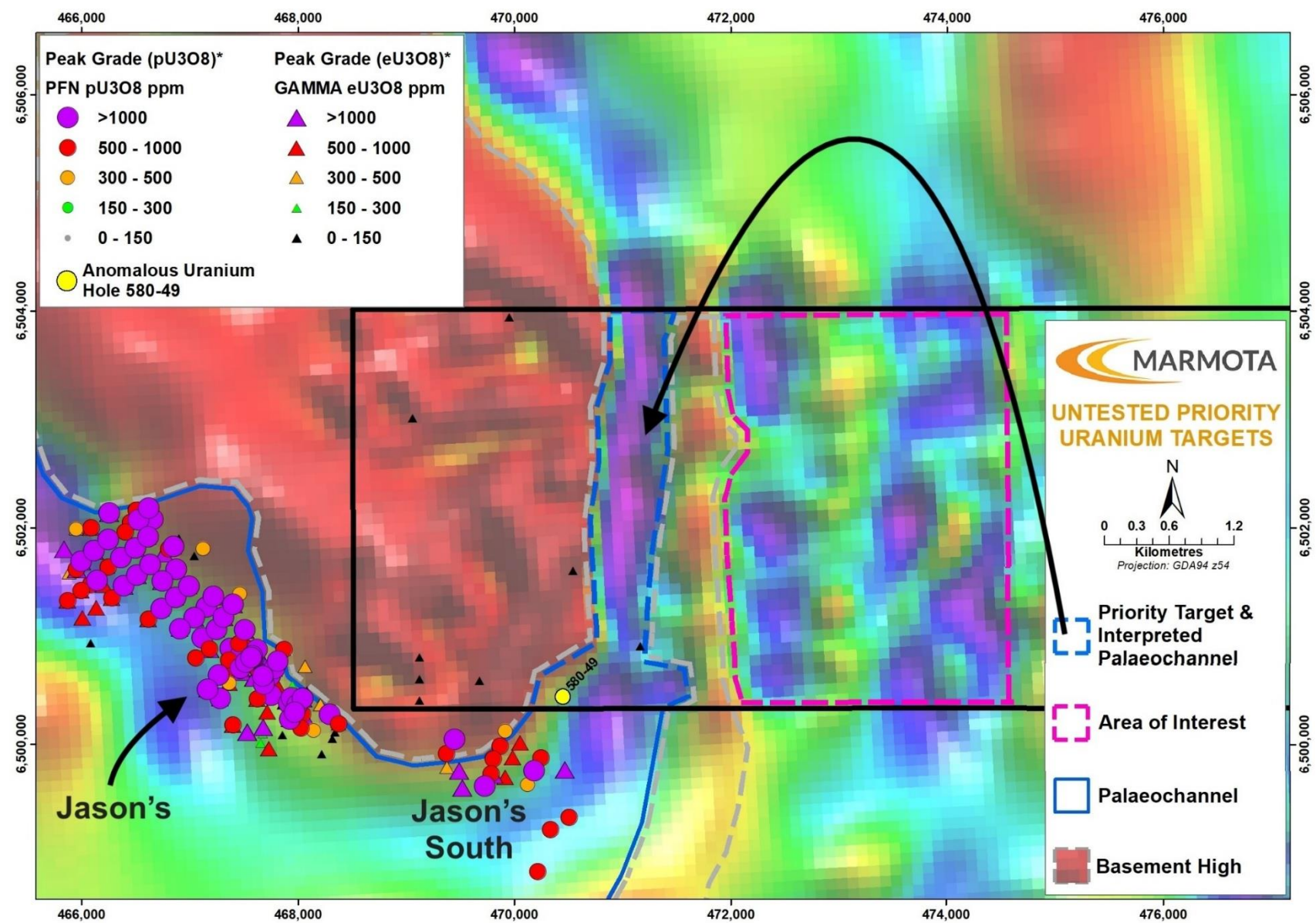


Jasons

- **Jasons:** Boss' highest-grade uranium resource
- **Proximity:** adjacent to Marmota's tenement boundary (see next slide)
- **Palaeochannel:** appears to continue into Marmota's ground (see next slide)
- **Drilling:** untested
- **Potential:** for a high grade discovery



Jasons anomaly extends to MEU's ground



Key Takeaway

- ✓ **Junction Dam is one of the most exciting uranium deposits in SA, in the premier uranium jurisdiction of Australia**
- ✓ **Dramatic change in perception of the potential of Junction Dam**
- ✓ **Boss is back in production. Marmota is perfectly located.**

This AGM Presentation includes information based on prior Marmota ASX:MEU releases which may be referred to for more detail, including:

17 Dec 2025	11 Dec 2025
9 Oct 2025	29 May 2025
28 April 2025	20 Jan 2025
26 Nov 2024	13 Nov 2024
9 Oct 2024	30 Sept 2024
30 April 2024	9 April 2024
20 Nov 2023	26 Oct 2023
20 Sept 2023	1 Sept 2023
1 Aug 2023	3 April 2023
21 Nov 2022	14 Oct 2022
29 Sept 2022	24 Aug 2022
16 June 2022	26 April 2022
31 March 2022	22 Feb 2022
23 Nov 2021	15 Nov 2021
12 Oct 2021	6 Oct 2021
4 Feb 2021	17 Dec 2020
4 Nov 2020	20 July 2020
24 June 2020	11 June 2020
21 May 2020	14 May 2020
8 April 2020	10 Oct 2019
19 Sept 2019	20 Aug 2018
27 Oct 2017	17 July 2013
9 July 2012	20 Feb 2012
	18 Nov 2011

This release has been approved by
the Board of Marmota.

Disclaimer



This presentation has been prepared by Marmota Limited ("MEU"). The information contained in this presentation is a professional opinion only and is given in good faith. Certain information in this document has been derived from third parties and though MEU has no reason to believe that it is not accurate, reliable or complete, it has not been independently audited or verified by MEU. Any forward-looking statements included in this document involve subjective judgement and analysis and are subject to uncertainties, risks and contingencies, many of which are outside the control of, and may be unknown to, MEU. In particular, they refer only to the date of this document, they assume the success of MEU's strategies, and they are subject to significant regulatory, business, competitive and economic risks and uncertainties.

Actual future events may vary materially from those in the forward looking statements. Recipients of this document are cautioned not to place undue reliance on such forward-looking statements. MEU makes no representation or warranty as to the accuracy, reliability or completeness of information in this document and does not take responsibility for updating any information or correcting any error or omission which may become apparent after this document has been issued. To the extent permitted by law, MEU and its officers, employees, related corporations and agents, disclaim all liability, whether direct, indirect or consequential for any loss or damage arising out of, or in connection with, any use or reliance on this presentation or information.

Cautionary Statement

Any estimates of exploration target sizes mentioned above should not be misunderstood or misconstrued as estimates of Mineral Resources. The estimates of exploration target sizes are conceptual in nature and there has been insufficient results received from drilling completed to date to estimate a Mineral Resource compliant with the JORC Code guidelines. Furthermore, it is uncertain if further exploration will result in the determination of a Mineral Resource.

Forward Looking Statement

This report may contain forward looking statements that are subject to risk factors which are based on MEU's expectations relating to future events. Forward-looking statements are subject to risks, uncertainties and other factors, many of which are outside the control of MEU, which could cause actual results to differ materially from such statements. MEU makes no undertaking to update or revise the forward-looking statements made in this report to reflect events or circumstances after the date of this release.

Competent Persons Statement

Information relating to Exploration Targets, Exploration Results and Mineral Resources is based on information compiled by Aaron Brown, who is a Member of The Australian Institute of Geoscientists and an employee of Marmota. He has sufficient experience which is relevant to the styles of mineralisation, metallurgical testwork and types of deposits under consideration and to the activities being undertaken to qualify as a Competent Person as defined in the 2012 Edition of the "Australasian Code of Reporting of Exploration Results, Mineral Resources and Ore Reserves." Mr Brown consents to the inclusion in this report of the matters based on this information in the form and context in which it appears.

Where results from previous announcements are quoted, Marmota confirms that it is not aware of any new information or data that materially affects the information included in the relevant market announcement and, in the case of estimates of Mineral Resources, that all material assumptions and technical parameters underpinning the estimates in the relevant market announcement continue to apply and have not materially changed.

For further information, please contact:

Dr Colin Rose Executive Chairman
Email: colin@marmota.com.au
Phone: (08) 8294-0899